


HILMAN ROLLERS

WWW.HILMANROLLERS.COM



**STANDARD
LOAD
ROLLERS
FOR HEAVY
MOVING**

**DELUXE KITS, COMPLETE SETS
AND INDIVIDUAL ROLLERS**

B Bishop Lifting
Products, Inc.
www.Lifting.com

LIGHT DUTY SERIES

RIGGERS KITS AND SETS CAPACITIES: 3 AND 8 TONS

| KIT / SET CAPACITY (TONS) | ROLLER CAPACITY (TONS) | KIT PRODUCT NUMBER | SET PRODUCT NUMBER | KIT / SET INCLUDES (All KITS include steel cases) Steel Case Kit Box KB-D1: 16" (406mm) x 12.375" (314) x 4.44" (113mm) | WEIGHT lbs. kgs. | |
|---------------------------------|------------------------------|--------------------------|--------------------------|---|---------------------|----|
| 3 | 0.75 | KRS-3-4S | | (4) 0.75-SP Rollers, (2) 3-KH Handles | 55 | 25 |
| 3 | 0.75 | | RS-3-4S | (4) 0.75-SP Rollers, (2) 3-KH Handles | 52 | 24 |
| 3 | 0.75 | KRS-3-2S/2R | | (2) 0.75-SP Rollers, (2) 0.75-RP Rollers, (2) 3-KH Handles | 55 | 25 |
| 3 | 0.75 | | RS-3-2S/2R | (2) 0.75-SP Rollers, (2) 0.75-RP Rollers, (2) 3-KH Handles | 52 | 24 |
| 8 | 2 | KRS-8-4S | | (4) 2-SP Rollers, (2) 8-KH Handles | 85 | 39 |
| 8 | 2 | | RS-8-4S | (4) 2-SP Rollers, (2) 8-KH Handles | 76 | 35 |
| 8 | 2 | KRS-8-2S/2R | | (2) 2-SP Rollers, (2) 2-RP Rollers, (2) 8-KH Handles | 85 | 39 |
| 8 | 2 | | RS-8-2S/2R | (2) 2-SP Rollers, (2) 2-RP Rollers, (2) 8-KH Handles | 76 | 35 |



HILMAN ROLLERS DELUXE KITS or PREPACKAGED COMPLETE SETS are ideal for all kinds of heavy equipment moving, machinery installation and maintenance. Kits include everything needed to make those heavy moves: (4) professional quality Swivel-Locking Rollers* and two full-length Steering Handles in a sturdy, heavy gauge steel storage case. Complete sets contain the same rollers and handles but are provided without the kit box.

*Swivel-Locking Rollers not available in sizes smaller than 3.75 tons each

STEEL CHAIN-ACTION ROLLERS MOVE EQUIPMENT OVER ORDINARY FLOORS

**OUR MOST
POPULAR
MODELS**



EASY AND SAFE TO USE! Just lift the load, set the Rollers, and move. The recirculating chains on the **HILMAN ROLLERS** provide controllable heavy moving, right on ordinary concrete floors. Fully directional swivel tops allow equipment positioning in the tightest quarters. The 3 and 8 ton Kits and Sets feature Swivel Padded Rollers. The 15 ton and higher Kits and Sets are available with your choice of Swivel-Locking Padded Rollers or Rollers with Swivel-Locking Diamond steel grid tops and loose Preload Pads.

FT SERIES








DELUXE KIT CAPACITIES: 15-60 TONS

COMPLETE SET CAPACITIES: 15-200 TONS

| KIT / SET CAPACITY (TONS) | ROLLER CAPACITY (TONS) | KIT PRODUCT NUMBER | SET PRODUCT NUMBER | KIT / SET INCLUDES (All KITS include steel cases) Steel Case Kit Box KD-D2: 27.75" (705mm) x 14.75" (375mm) x 9.63" (245mm) | WEIGHT lbs. kgs. | |
|---------------------------------|------------------------------|--------------------------|--------------------------|---|---------------------|-----|
| 15 | 3.75 | KRS-15-SLP | | (4) 3.75-SLP Rollers, (2) KDH48F Handles | 203 | 92 |
| 15 | 3.75 | | RS-15-SLP | (4) 3.75-SLP Rollers, (2) H36F 36" Handles | 156 | 71 |
| 15 | 3.75 | KRS-15-SLD | | (4) 3.75-SLD Rollers, (4) P-1 Preload Pads, (2) KDH48F Handles | 203 | 92 |
| 15 | 3.75 | | RS-15-SLD | (4) 3.75-SLD Rollers, (4) P-1 Preload Pads, (2) H36F 36" Handles | 156 | 71 |
| 30 | 7.5 | KRS-30-SLP | | (4) 7.5-SLP Rollers, (2) KDH48F Handles | 215 | 98 |
| 30 | 7.5 | | RS-30-SLP | (4) 7.5-SLP Rollers, (2) H48F 48" Handles | 172 | 78 |
| 30 | 7.5 | KRS-30-SLD | | (4) 7.5-SLD Rollers, (4) P-1 Preload Pads, (2) KDH48F Handles | 215 | 98 |
| 30 | 7.5 | | RS-30-SLD | (4) 7.5-SLD Rollers, (4) P-1 Preload Pads, (2) H48F 48" Handles | 172 | 78 |
| 40 | 10 | KRS-40-SLP | | (4) 10-SLP Rollers, (2) KDH48F Kit Size Handles | 219 | 99 |
| 40 | 10 | | RS-40-SLP | (4) 10-SLP Rollers, (2) H48F 48" Handles | 176 | 80 |
| 40 | 10 | KRS-40-SLD | | (4) 10-SLD Rollers, (4) P-1 Preload Pads, (2) KDH48F Handles | 219 | 99 |
| 40 | 10 | | RS-40-SLD | (4) 10-SLD Rollers, (4) P-1 Preload Pads, (2) H48F 48" Handles | 176 | 80 |
| 60 | 15 | KRS-60-SLP | | (4) 15-SLP Rollers, (2) KDH48F Kit Size Handles | 255 | 116 |
| 60 | 15 | | RS-60-SLP | (4) 15-SLP Rollers, (2) H48F 48" Handles | 212 | 96 |
| 60 | 15 | KRS-60-SLD | | (4) 15-SLD Rollers, (4) P-1 Preload Pads, (2) KDH48F Handles | 259 | 117 |
| 60 | 15 | | RS-60-SLD | (4) 15-SLD Rollers, (4) P-1 Preload Pads, (2) H48F 48" Handles | 216 | 98 |
| 120 | 30 | | RS-120-SLP | (4) 30-SLP Rollers, (2) H60F 60" Handles | 542 | 256 |
| 120 | 30 | | RS-120-SLD | (4) 30-SLD Rollers, (4) P-2 Preload Pads, (2) H60F 60" Handles | 540 | 245 |
| 200 | 50 | | RS-200-SLP | (4) 50-SLP Rollers, (2) H60F 60" Handles | 834 | 378 |
| 200 | 50 | | RS-200-SLD | (4) 50-SLD Rollers, (4) P-2 Preload Pads, (2) H60F 60" Handles | 848 | 385 |

FT SERIES

INDIVIDUAL ROLLER SPECIFICATIONS

| | CAPACITY (TONS) | PRODUCT NUMBER | TOP STYLE | HEIGHT | | WIDTH* | | LENGTH | | WEIGHT | | CONTACT ROLLS |
|--|--------------------|-------------------|---|----------|-----|--------|-----|--------|-----|--------|----|------------------|
| | | | | in | mm | in | mm | in | mm | lb | kg | |
| SLP  | 3.75* | 3.75-SLP | SWIVEL LOCKING PADDED | 5 | 127 | 5-3/4 | 146 | 10-1/2 | 267 | 34 | 15 | 5 |
| | 7.5* | 7.5-SLP | | 5-1/4 | 133 | 5-3/4 | 146 | 10-1/2 | 267 | 38 | 17 | 4 |
| | 10* | 10-SLP | | 5-1/4 | 133 | 5-3/4 | 146 | 10-1/2 | 267 | 38 | 17 | 4 |
| | 15 | 15-SLP | | 5-1/8 | 130 | 6-3/8 | 162 | 12-3/4 | 324 | 49 | 22 | 5 |
| | 30* | 30-SLP | | 8 | 203 | 8 | 203 | 15 | 381 | 122 | 55 | 5 |
| | 50* | 50-SLP | | 8-15/16 | 227 | 8 | 203 | 21 | 533 | 193 | 88 | 7 |
| SLD  | 3.75* | 3.75-SLD | SWIVEL LOCKING WITH DIAMOND STEEL GRID | 4-3/4 | 121 | 5-3/4 | 146 | 10-1/2 | 267 | 34 | 15 | 5 |
| | 7.5* | 7.5-SLD | | 5 | 127 | 5-3/4 | 146 | 10-1/2 | 267 | 37 | 17 | 4 |
| | 10* | 10-SLD | | 5 | 127 | 5-3/4 | 146 | 10-1/2 | 267 | 37 | 17 | 4 |
| | 15 | 15-SLD | | 4-7/8 | 124 | 6-3/8 | 162 | 12-3/4 | 324 | 49 | 22 | 5 |
| | 30 | 30-SLD | | 7-3/32 | 180 | 8 | 203 | 15 | 381 | 118 | 54 | 5 |
| | 50 | 50-SLD | | 8-1/16 | 205 | 8 | 203 | 21 | 533 | 189 | 86 | 7 |
| SLS  | 3.75* | 3.75-SLS | SWIVEL LOCKING WITH SMOOTH STEEL | 4-5/8 | 117 | 6 | 152 | 10-1/2 | 267 | 35 | 16 | 5 |
| | 7.5* | 7.5-SLS | | 4-7/8 | 124 | 6 | 152 | 10-1/2 | 267 | 38 | 17 | 4 |
| | 10* | 10-SLS | | 4-7/8 | 124 | 6 | 152 | 10-1/2 | 267 | 38 | 17 | 4 |
| | 15 | 15-SLS | | 4-3/4 | 121 | 6-3/8 | 162 | 12-3/4 | 324 | 50 | 23 | 5 |
| | 30 | 30-SLS | | 6-31/32 | 177 | 8 | 203 | 15 | 381 | 119 | 54 | 5 |
| | 50 | 50-SLS | | 7-15/16 | 202 | 8 | 203 | 20-7/8 | 530 | 191 | 87 | 7 |
| SP  | .75 | .75-SP | SWIVEL PADDED | 3-7/16 | 87 | 3-5/8 | 92 | 6-1/2 | 165 | 9 | 4 | 5 |
| | 2 | 2-SP | | 3-15/16 | 100 | 4-1/8 | 105 | 6-1/2 | 165 | 15 | 7 | 4 |
| RP  | .75 | .75-RP | RIGID PADDED | 3-1/8 | 79 | 3-5/8 | 92 | 6-1/2 | 165 | 9 | 4 | 5 |
| | 2 | 2-RP | | 3-5/8 | 92 | 4-1/8 | 105 | 6-1/2 | 165 | 15 | 7 | 4 |
| | 3.75* | 3.75-RP | | 4-3/16 | 106 | 5-3/4 | 146 | 10-1/2 | 267 | 29 | 13 | 5 |
| | 7.5* | 7.5-RP | | 4-7/16 | 113 | 5-3/4 | 146 | 10-1/2 | 267 | 33 | 15 | 4 |
| | 10* | 10-RP | | 4-7/16 | 113 | 5-3/4 | 146 | 10-1/2 | 267 | 33 | 15 | 4 |
| | 15 | 15-RP | | 4-5/16 | 110 | 6-3/8 | 162 | 12-3/4 | 324 | 42 | 19 | 5 |
| | 30* | 30-RP | | 6-3/4 | 171 | 8 | 203 | 15 | 381 | 107 | 49 | 5 |
| | 50* | 50-RP | | 7-3/4 | 197 | 8 | 203 | 21 | 533 | 179 | 81 | 7 |
| RD  | 3.75* | 3.75-RD | RIGID WITH STEEL SPIKES | 4-1/16** | 103 | 5-5/8 | 143 | 10-1/2 | 267 | 29 | 13 | 5 |
| | 7.5* | 7.5-RD | | 4-5/16** | 110 | 5-5/8 | 143 | 10-1/2 | 267 | 32 | 15 | 4 |
| | 10* | 10-RD | | 4-5/16** | 110 | 5-5/8 | 143 | 10-1/2 | 267 | 32 | 15 | 4 |
| | 15 | 15-RD | | 4-3/32** | 104 | 6-3/8 | 162 | 12-3/4 | 324 | 38 | 17 | 5 |
| | 30* | 30-RD | | 6-1/8** | 156 | 8 | 203 | 15 | 381 | 105 | 48 | 5 |
| | 50* | 50-RD | | 7-1/8** | 181 | 8 | 203 | 21 | 533 | 176 | 80 | 7 |
| RS  | .75 | .75-RS | RIGID WITH SMOOTH STEEL | 2-3/4 | 70 | 3-5/8 | 92 | 6-1/2 | 165 | 8 | 4 | 5 |
| | 2 | 2-RS | | 3-1/4 | 83 | 4-1/8 | 105 | 6-1/2 | 165 | 15 | 7 | 4 |
| | 3.75* | 3.75-RS | | 3-11/16 | 94 | 5-5/8 | 143 | 10-1/2 | 267 | 29 | 13 | 5 |
| | 7.5* | 7.5-RS | | 3-15/16 | 100 | 5-5/8 | 143 | 10-1/2 | 267 | 32 | 15 | 4 |
| | 10* | 10-RS | | 3-15/16 | 100 | 5-5/8 | 143 | 10-1/2 | 267 | 32 | 15 | 4 |
| | 15 | 15-RS | | 3-13/16 | 97 | 6-3/8 | 162 | 12-3/4 | 324 | 43 | 20 | 5 |
| | 30* | 30-RS | | 5-3/4 | 146 | 8 | 203 | 15 | 381 | 105 | 48 | 5 |
| | 50* | 50-RS | | 6-3/4 | 171 | 8 | 203 | 21 | 533 | 176 | 80 | 7 |

* Width dimension of top exceeds roller frame width

** Height to top of spike

STEERING HANDLES with Safety Grips

| | MODEL | FITS | FITS | DESCRIPTION | LENGTH | | WEIGHT | |
|---|--------|--------------------------|--------------------------|--------------------------|--------|------|--------|----|
| | | | | | in | mm | lb | kg |
|  | 3-KH | FT 3 ton Kits | Nyton 2 ton Kits | One Part Kit Size Handle | 15 | 381 | 3 | 1 |
| | 8-KH | FT 8 ton Kits | Nyton 4 ton Kits | Two Part Kit Size Handle | 30 | 762 | 6 | 3 |
| | KDH48F | FT 15 - 60 ton Kits | Nyton 8 - 24 ton Kits | Two Part Kit Size Handle | 48 | 1219 | 12 | 5 |
| | H36F | FT 3.75 - 15 ton Rollers | Nyton 2 - 6 ton Rollers | One Part Handle | 36 | 914 | 10 | 5 |
| | H48F | FT 3.75 - 30 ton Rollers | Nyton 2 - 10 ton Rollers | One Part Handle | 48 | 1219 | 12 | 5 |
| | H60F | FT 3.75 - 50 ton Rollers | Nyton 2 - 10 ton Rollers | One Part Handle | 60 | 1524 | 25 | 11 |

NYTON SERIES

DELUXE KIT CAPACITIES: 2 - 24 TONS

COMPLETE SET CAPACITIES: 2 - 40 TONS

THE CHAIN ACTION ROLLER WITH FLOOR PROTECTION



HIGH IMPACT NYLON ROLL MATERIAL

- **NYTON CHAIN ROLLERS
PROTECT MODERN FACTORY FLOORS**
- **KITS ARE COMPLETE WITH STEEL STORAGE CASE
SETS ARE WITHOUT CASE**
- **ROLL ON PAINTED OR COATED
CONCRETE OR SPECIAL INDUSTRIAL
AND COMMERCIAL FLOORS**
- **INCLUDED: 4 SWIVEL OR SWIVEL-LOCKING PADDED
NYTON ROLLERS AND 2 STEERING HANDLES**

Need to move heavy equipment on new, painted or special floors? **HILMAN ROLLERS** Nyton Roller Kits and Sets are ideal. The chain rolls are made of a high impact Nylon that is forgiving to special floors. To further protect floors, all Nyton Roller tops are padded. This helps to insure that the entire chain footprint contacts the floor. Everything needed to roll heavy equipment in showrooms, laboratories, schools and modern factories is included in the Deluxe Nyton Kit. Sets are offered without the Kit case.

| KIT / SET CAPACITY (TONS) | ROLLER CAPACITY (TONS) | KIT PRODUCT NUMBER | SET PRODUCT NUMBER | KIT / SET INCLUDES (All KITS include steel cases) | WEIGHT | |
|---------------------------------|------------------------------|--------------------------|--------------------------|--|--------|------|
| | | | | | lbs. | kgs. |
| 2 | 0.5 | KNRS-2-4S | | (4) N.5-SP Rollers, (2) 3-KH Handles | 47 | 21 |
| 2 | 0.5 | | NRS-2-4S | (4) N.5-SP Rollers, (2) 3-KH Handles | 44 | 20 |
| 2 | 0.5 | KNRS-2-2S/2R | | (2) N.5-SP Rollers, (2) N.5-RP Rollers, (2) 3-KH Handles | 45 | 20 |
| 2 | 0.5 | | NRS-2-2S/2R | (2) N.5-SP Rollers, (2) N.5-RP Rollers, (2) 3-KH Handles | 42 | 19 |
| 4 | 1 | KNRS-4-4S | | (4) N1-SP Rollers, (2) 8-KH Handles | 69 | 31 |
| 4 | 1 | | NRS-4-4S | (4) N1-SP Rollers, (2) 8-KH Handles | 60 | 27 |
| 4 | 1 | KNRS-4-2S/2R | | (2) N1-SP Rollers, (2) N1-RP Rollers, (2) 8-KH Handles | 69 | 31 |
| 4 | 1 | | NRS-4-2S/2R | (2) N1-SP Rollers, (2) N1-RP Rollers, (2) 8-KH Handles | 60 | 27 |
| 8 | 2 | KNRS-8-SLP | | (4) N2-SLP Rollers, (2) KDH48F Kit Size Handles | 179 | 81 |
| 8 | 2 | | NRS-8-SLP | (4) N2-SLP Rollers, (2) H48F 48" Handles in Set | 136 | 62 |
| 12 | 3 | KNRS-12-SLP | | (4) N3-SLP Rollers, (2) KDH48F Kit Size Handles | 179 | 81 |
| 12 | 3 | | NRS-12-SLP | (4) N3-SLP Rollers, (2) H48F 48" Handles in Set | 136 | 62 |
| 24 | 6 | KNRS-24-SLP | | (4) N6-SLP Rollers, (2) KDH48F Kit Size Handles | 203 | 92 |
| 24 | 6 | | NRS-24-SLP | (4) N6-SLP Rollers, (2) H48F 48" Handles in Set | 160 | 73 |
| 40 | 10 | | NRS-40-SLP | (4) N10-SLP Rollers, (2) H60F 60" Handles | 458 | 208 |

ERS SERIES

DELUXE KIT CAPACITIES: 15 - 50 TONS

COMPLETE SET CAPACITIES: 15 - 400 TONS

- **TWO-PIECE DESIGN FEATURES BASE ROLLER PLUS DETACHABLE SWIVEL ATTACHMENT**
- **HILMAN'S LOWEST HEIGHT BASIC ROLLER UNIT**
- **INCLUDED: 4 BASE ERS HILMAN ROLLERS, 4 SWIVEL ATTACHMENTS, 2 STEERING HANDLES, PLUS 4 PRELOAD PADS**
- **KITS ARE COMPLETE WITH STEEL STORAGE CASE SETS ARE WITHOUT CASE**



**VERSATILE
2-PIECE DESIGN**

ERS Series Kits and Sets are the versatility leaders of the **HILMAN ROLLERS** line. The Roller height can be changed by removing the swivel attachment from the Rollers, thus providing even a lower height . Rollers can be used with two or four swivel attachments depending upon the amount of maneuvering that the project calls for. Three Rollers can also be used with one or three swivels. Three or four Roller bases can be used if the project calls for straight line movement. All attachments have swivel-locking capability.

| KIT / SET CAPACITY (TONS) | ROLLER CAPACITY (TONS) | KIT PRODUCT NUMBER | SET PRODUCT NUMBER | KIT / SET INCLUDES (All KITS include steel cases) | WEIGHT lbs. kgs. | |
|---------------------------------|------------------------------|--------------------------|--------------------------|---|---------------------|-----|
| 15 | 3.75 | KRS-15-ERSD | RS-15-ERSD | (4) 3.75-ERS Rollers (4) T-3.75-LD Swivel Locking Diamond Attachments (4) P-1 Preload Pads (2) KDH48E Kit Size Handles in Kit Or (2) H36E 36" Handles in Set | 181 | 82 |
| 20 | 5 | KRS-20-ERSD | RS-20-ERSD | (4) 5-ERS Rollers (4) T-5-LD Swivel Locking Diamond Attachments (4) P-1 Preload Pads (2) KDH48E Kit Size Handle in Kit Or (2) H36E 36" Handles in Set | 201 | 91 |
| 40 | 10 | KRS-40-ERSD | RS-40-ERSD | (4) 10-ERS Rollers (4) T-10-LD Swivel Locking Diamond Attachments (4) P-1 Preload Pads (2) KDH48E Kit Size Handles in Kit Or (2) H48E 48" Handles in Set | 241 | 109 |
| 50 | 12.5 | KRS-50-ERSD | RS-50-ERSD | (4) 12.5-ERS Rollers (4) T-12.5-LD Swivel Locking Diamond Attachments (4) P-1 Preload Pads (2) KDH48E Kit Size Handles in Kit Or (2) H48E 48" Handles in Set | 249 | 113 |
| 100 | 25 | Not Available | RS-100-ERSD | (4) 25-ERS Rollers (4) T-25-LD Swivel Locking Diamond Attachments (4) P-2 Preload Pads (2) H48E 48" Handles in Set | 514 | 233 |
| 260 | 65 | Not Available | RS-260-ERSD | (4) 65-ERS Rollers (4) T-65-LD Swivel Locking Diamond Attachments (4) P-2 Preload Pads (2) H60E 60" Handles in Set | 870 | 395 |
| 400 | 100 | Not Available | RS-400-ERSD | (4) 100-ERS Rollers (4) T-100-LD Swivel Locking Diamond Attachments (4) P-2 Preload Pads (2) H60E 60" Handles in Set | 906 | 411 |

NYTON SERIES

INDIVIDUAL ROLLER SPECIFICATIONS



| CAPACITY (TONS) | PRODUCT NUMBER | HEIGHT | | WIDTH | | LENGTH | | WEIGHT | | CONTACT ROLLS |
|--------------------|-------------------|-----------|-----|---------|-----|----------|-----|--------|-----|------------------|
| | | in | mm | in | mm | in | mm | lbs | kgs | |
| .5 | N.5-SP | 3 - 7/16 | 87 | 3 - 5/8 | 92 | 6 - 1/2 | 165 | 7 | 3 | 5 |
| 1 | N1-SP | 3 - 15/16 | 100 | 4 - 1/8 | 105 | 6 - 1/2 | 165 | 12 | 5 | 4 |
| 2 | N2-SLP* | 5 | 127 | 5 - 3/4 | 146 | 10 - 1/2 | 267 | 28 | 13 | 5 |
| 3 | N3-SLP* | 5 - 17/64 | 134 | 5 - 3/4 | 146 | 10 - 1/2 | 267 | 29 | 13 | 4 |
| 6 | N6-SLP | 5 - 1/8 | 130 | 6 - 3/8 | 162 | 12 - 3/4 | 324 | 36 | 16 | 5 |
| 10 | N10-SLP | 8 | 203 | 8 | 203 | 15 | 381 | 100 | 45 | 5 |
| .5 | N.5-RP | 3 - 1/8 | 79 | 3 - 5/8 | 92 | 6 - 1/2 | 165 | 6 | 3 | 5 |
| 1 | N1-RP | 3 - 5/8 | 92 | 4 - 1/8 | 105 | 6 - 1/2 | 165 | 11 | 5 | 4 |
| 2 | N2-RP* | 4 - 13/64 | 107 | 5 - 3/4 | 146 | 10 - 1/2 | 267 | 23 | 10 | 5 |
| 3 | N3-RP* | 4 - 7/16 | 113 | 5 - 3/4 | 146 | 10 - 1/2 | 267 | 24 | 11 | 4 |
| 6 | N6-RP | 4 - 5/16 | 110 | 6 - 3/8 | 162 | 12 - 3/4 | 324 | 31 | 14 | 5 |
| 10 | N10-RP | 6 - 3/4 | 171 | 8 | 203 | 15 | 381 | 86 | 39 | 5 |

See page 3 for Steering Handle information

*Width dimension of top exceeds roller frame width

ERS SERIES

BASIC ERS ROLLER SPECIFICATIONS




| CAPACITY (TONS) | PRODUCT NUMBER | HEIGHT | | WIDTH | | LENGTH | | WEIGHT | | CONTACT ROLLS |
|--------------------|-------------------|---------|-----|----------|-----|----------|-----|--------|-----|------------------|
| | | in | mm | in | mm | in | mm | lbs | kgs | |
| 3.75 | 3.75-ERS | 2 - 3/4 | 70 | 4 - 7/16 | 113 | 8 - 5/8 | 219 | 15 | 7 | 5 |
| 5 | 5-ERS | 2 - 3/4 | 70 | 5 - 5/16 | 135 | 8 - 5/8 | 219 | 20 | 9 | 5 |
| 10 | 10-ERS | 3 - 3/8 | 86 | 5 - 3/16 | 132 | 10 - 3/8 | 264 | 29 | 13 | 5 |
| 12.5 | 12.5-ERS | 3 - 3/8 | 86 | 5 - 5/8 | 143 | 10 - 3/8 | 264 | 31 | 14 | 5 |
| 25 | 25-ERS | 4 - 3/4 | 121 | 7 - 1/4 | 184 | 15 - 3/4 | 400 | 79 | 36 | 5 |
| 65 | 65-ERS | 5 - 5/8 | 143 | 7 - 3/8 | 187 | 23 | 584 | 156 | 71 | 7 |
| 100 | 100-ERS | 5 - 5/8 | 143 | 7 - 7/8 | 200 | 23 | 584 | 165 | 75 | 7 |

ERS SWIVEL ATTACHMENTS

| SWIVEL LOCKING DIAMOND GRIP TOP | PRODUCT NUMBERS | | SWIVEL PADDED TOP | FITS INDIVIDUAL ROLLER PRODUCT NUMBER | PADDED (P) STYLE HEIGHT * | DIAMOND (D) STYLE HEIGHT * | | * ATTACHMENT PLUS ROLLER | | | | | |
|--|------------------------------------|--------------------------|-------------------------|---|---------------------------------|----------------------------------|-----------|--------------------------|---------|----------|------------|--------|-------|
| | SWIVEL LOCKING PADDED TOP | SWIVEL DIAMOND TOP | | | | | | ATTACHMENT WIDTH | | LENGTH * | | WEIGHT | |
| | | | | | | | | in | mm | in | mm | lbs | kgs |
| T-3.75LD | T-3.75LP | T-3.75D | T-3.75P | 3.75-ERS | 4 - 11/16 | 119 | 4 - 7/16 | 113 | 5 - 7/8 | 149 | 10 - 3/4 | 273 | 13 6 |
| T-5LD | T-5LP | T-5D | T-5P | 5-ERS | 4 - 11/16 | 119 | 4 - 7/16 | 113 | 5 - 7/8 | 149 | 10 - 3/4 | 273 | 13 6 |
| T-10LD | T-10LP | T-10D | T-10P | 10-ERS | 5 - 5/16 | 135 | 5 - 1/16 | 129 | 5 - 7/8 | 149 | 12 - 1/2 | 318 | 14 6 |
| T-12.5LD | T-12.5LP | T-12.5D | T-12.5P | 12.5-ERS | 5 - 5/16 | 135 | 5 - 1/16 | 129 | 5 - 7/8 | 149 | 12 - 1/2 | 318 | 14 6 |
| T-25LD | T-25LP | T-25D | T-25P | 25-ERS | 7 - 15/16 | 202 | 7 - 1/16 | 179 | 8 | 203 | 18 - 19/32 | 472 | 42 19 |
| T-65LD | T-65LP | T-65D | T-65P | 65-ERS | 8 - 13/16 | 224 | 7 - 15/16 | 202 | 8 - 3/8 | 213 | 25 - 3/8 | 645 | 47 21 |
| T-100LD | T-100LP | T-100D | T-100P | 100-ERS | 8 - 13/16 | 224 | 7 - 15/16 | 202 | 8 - 3/8 | 213 | 25 - 3/8 | 645 | 47 21 |

ERS STEERING HANDLES with Safety Grips

| | MODEL | FITS | DESCRIPTION | LENGTH | | WEIGHT |
|--|--------|---|---------------------------|--------|------|--------|
| | | | | in | mm | |
|  | KDH48E | ERS Series 15 - 50 ton Kits | Two Part Kit Size Handles | 48 | 1219 | 11 5 |
| | H36E | ERS Series Swivel Attachments to T - 25 | One Part Handle | 36 | 914 | 7 3 |
| | H48E | ERS Series Swivel Attachments to T - 65 | One Part Handle | 48 | 1219 | 10 5 |
| | H60E | All ERS Series Swivel Attachments | One Part Handle | 60 | 1524 | 24 11 |

HILMAN DELUXE KITS/SETS

Easy to Choose!

Q. What is the maximum weight in tons of the equipment being moved?

A. That weight is the capacity of the Kit or Set you will need, or divide by 4 if individual rollers are desired. Select the next highest capacity if you are in-between sizes or there is any question about floor surface.


Q. What is the equipment being moved and what is the base that will rest on the rollers?

A. Choose "D" style, Diamond Steel tops, for wood-skidded or crated machinery. Choose "P" style, Padded Style tops for metal-based equipment.

Easy to Use!

Read the Instructions.

- 1.** Lift the load - Use **HILMAN ROLLERS** Toe Jacks, pry bars, fork lifts, jacks, or hoists.



- 2.** Set the Rollers - at contact points or at the corners of the equipment.



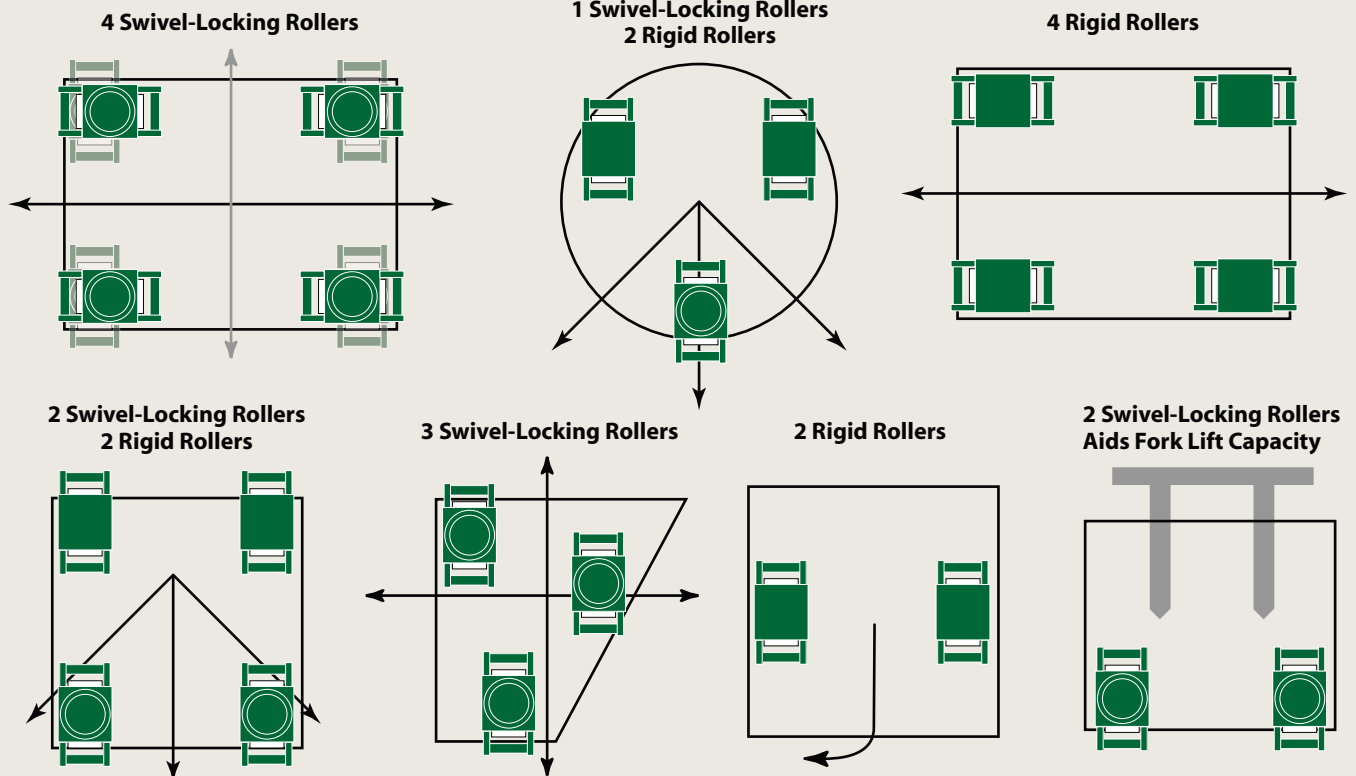
- 3.** Move and position the equipment.



Count the money saved by doing the job yourself!

Now, You're Rolling!

ROLLER CONFIGURATIONS



If you have a heavy moving project that requires special Rollers or Rollers that you cannot find here, please consult our factory or visit our web site at: www.hilmanrollers.com

ORDERING GUIDE

DELUXE MOVING KITS / COMPLETE SETS (over 100 tons)

IMPORTANT INFORMATION

1. Load must not exceed rated capacity of Kit / Set.
2. Use of Preload Pads or Padded Top Rollers suggested for full Roller bearing and/or metal-based equipment.
3. Subsurface must be fully capable of supporting load.
4. If floor damage is possible, use higher capacity Kit / Set.

| LOAD RANGE * | FLOOR TYPE / ROLLING SURFACE | | | |
|--------------|--|--|---|--|
| | Standard Floor Good Condition | Delicate Floor, Specialty Coated, Painted or Polished Floor | Unimproved Floor Cracks, Crumbling Area, Dips | Steel Surface |
| 1-3 tons | KRS-3-4S KRS-3-2S/2R KRS-8-4S KRS-8-2S/2R | KNRS-2-4S or KNRS-2-2S/2R KNRS-4-4S or KNRS-4-2S/2R | KRS-8-4S KRS-15-SLP KRS-15-ERSD KRS-20-ERSD | |
| 4-8 tons | KRS-8-4S KRS-8-2S/2R KRS-15-SLP | KNRS-4-4S or KNRS-4-2S/2R KNRS-8-SLP KNRS-12-SLP | KRS-15-SLP KRS-15-ERSD KRS-20-ERSD | |
| 5-20 tons | KRS-15-SLD or SLP KRS-15-ERSD KRS-20-ERSD KPS-30-LP | KNRS-8-SLP KNRS-12-SLP KNRS-24-SLP | KRS-30-SLP KRS-40-SLP KRS-40-ERSD | |
| 15-40 tons | KRS-15-ERSD KRS-20-ERSD KRS-30-SLD or SLP KRS-40-SLD or SLP KRS-40-ERSD KRS-50-ERSD | KNRS-24-SLP NRS-40-SLP | KRS-50-ERSD KRS-60-SLP or KRS-60-SLD RS-100-ERSD | KRS-15-ERSD KRS-20-ERSD KRS-40-ERSD KRS-50-ERSD KRS-30-SLD or SLP KRS-40-SLD or SLP |
| 30-60 tons | KRS-40-ERSD KRS-50-ERSD KRS-60-SLD or SLP | NRS-40-SLP | Consult Factory RS-120-SLD** RS-200-SLD** | KRS-60-SLD or SLP KRS-100-ERSD |
| 60-120 tons | KRS-100-ERSD KRS-120-SLD or SLP | Consult Factory | Consult Factory RS-120-SLD ** RS-120-SLD ** RS-260-ERSD ** | RS-100-ERSD RS-120-SLD or SLP |
| 120-200 tons | RS-120-SLD or SLP** KRS-260-ERSD | Consult Factory | Consult Factory RS-200-SLD ** RS-200-SLP ** RS-260-ERSD ** | RS-120-SLD or SLP RS-200-SLD or SLP RS-260-ERSD |
| 200-400 tons | RS-200-SLD or SLP** RS-260-ERSD RS-400-ERSD | Consult Factory | Consult Factory | RS-200-SLD or SLP RS-260-ERSD RS-400-ERSD |

* All capacities are in metric tons

** Consider plating floor

The specifications in this catalog are given as general information only and are not binding. Hilman reserves the right to change specifications or make alterations to products, parts or accessory equipment at any time without prior notice and for any reason whatsoever. © 2005 - Hilman Rollers. All rights reserved.

5 YEAR WARRANTY



HILMAN WARRANTY

We warrant each new FT, ERS, and Nyton chain-action Roller sold by us to be free from manufacturing defects in normal service for a period of five (5) years commencing with delivery of the roller to the original user. All other Hilman products manufactured by Hilman retain a one (1) year warranty. Our obligation under this warranty is expressly limited to our option, to the replacement or repair at Hilman Rollers, Marlboro, New Jersey 07746 USA, or at a service facility designated by us, of such part or parts as inspection shall disclose to have been defective. This warranty does not apply to defects caused by damage or unreasonable use, including failure to provide reasonable and necessary maintenance, while in the possession of the consumer.

WE SHALL NOT BE LIABLE FOR CONSEQUENTIAL DAMAGES OF ANY KIND, including, but not limited to, consequential labor costs or transportation charges in connection with the replacement or repair of defective parts. We make no warranty with respect to trade accessories. They are subject to the warranties of their manufacturers.

THERE ARE NO WARRANTIES EXCEPT AS ABOVE STATED. HILMAN DISCLAIMS AND EXCLUDES ANY IMPLIED WARRANTY OF MERCHANTABILITY OF ITS GOODS OR WARRANTY OF THE FITNESS OF THOSE GOODS FOR ANY PURPOSE OR USE. Subject to the express one-year warranty provided for the repair or replacement of defective goods, the customer acknowledges that it makes its purchase in reliance upon customers' inspection of the goods purchased from Hilman and not by reason of any representations made by or on behalf of Hilman.

We make no other express warranty, nor is anyone authorized to make any on our behalf. Any and all claims arising against Hilman Rollers or subsidiaries or affiliated firms concerning the use of the Hilman Rollers shall be governed by the laws of the State of New Jersey in the USA.

HILMAN ROLLERS LITERATURE



Engineering



Tri-Glide



Toe Jacks



All Products



Construction and Rigging



Power Generation



Industrial Machinery

